

European Vocational Skills Week

Sharing VET job descriptions

M.JOSE GARCÍA GARCÍA-SAAVEDRA 21 EKİ 2018, 10:53

Terminology

M.JOSE GARCÍA GARCÍA-SAAVEDRA 2 NIS 2020, 22:19

Tech and safe vocabulary

1. Cybersecurity
2. Safety
3. Security
4. Safer technology
5. Safe technology
6. Safety from what, who?

ANONİM 7 NIS 2020, 16:51

Not to give personal information

M.JOSE GARCÍA GARCÍA-SAAVEDRA 13 NIS 2020, 21:55

Avoid from:

- **Cyberbullying:** This is when people use technology to embarrass, harass or bully someone. Cyberbullying can include posting mean or untrue statements, making fake online profiles intended to embarrass people, sharing embarrassing photos, and more.
- **Trolling:** This is when people deliberately try to start arguments or to upset people on the internet, often causing considerable distress.
- **Isolation:** Too much time spent online and using technology is time not spent face-to-face with family and friends, which can create barriers and contribute to a sense of isolation.
- **Inappropriate material:** Teenagers posting inappropriate pictures or content online, or sharing such material with friends, may humiliate themselves or others.
- **Inappropriate relationships:** Strangers or others may try to form inappropriate relationships with young people.

Being aware of these risks is the first step in helping your teenager to manage them.

Technology and teenagers - ReachOut Parents

Understand the importance of technology to teenagers and how most young people use it.



REACHOUT

MELİHA USTUNDAG 27 MAY 2020, 06:13

We wanted to introduce important terminology related with safer technology via a game

Safer Technology

Password strength - the measure of password's effectiveness against guessing or brute-force attacks,

Cybersecurity - the practice of defending computers,servers,mobile

devices,networks,data from malicious

attacks., Antivirus program - A set of softwares that are designed to prevent,search for,detect and remove software viruses., SSL (Secure Sockets Layer) - Accepted protocols for establishing

WORDWALL - CREATE BETTER LESSONS QUICKER



How to protect us from danger or harm on the net? INFORMATION, INFORMATION... FROM ACREDITATED SOURCES

M.JOSE GARCÍA GARCÍA-SAAVEDRA 2 NIS 2020, 22:32

UK Safety Internet Center

Top tips for 11-19s

1. Protect your online reputation: use the services provided to manage your digital footprints and 'think before you post.' Content posted online can last forever and could be shared publicly by anyone.
2. Know where to find help: understand how to report to service providers and use blocking and deleting tools. If something happens that upsets you online, it's never too late to tell someone.
3. Don't give in to pressure: if you lose your inhibitions you've lost control; once you've pressed send you can't take it back.
4. Respect the law: use reliable services and know how to legally access the music, film and TV you want.
5. Acknowledge your sources: use trustworthy content and remember to give credit when using others' work/ideas.

UK Safer Internet Centre - Online Safety Tips, Advice and Resources

The latest tips, advice and resources to help children and young people have a safe and positive time online.

SAFERINTERNET



Act Your Age: an award-winning online safety story

Padox Primary tarafından

YOUTUBE

Safety tips for etwinners

M.JOSE GARCIA GARCIA-SAAVEDRA 2 NIS 2020, 22:23

Safety Tips to use internet



5 Internet Safety Tips for Kids

Common Sense tarafından

YOUTUBE

ANONİM 5 NIS 2020, 22:50

Safer technology for kids




5 Tips to Keep Your Child Safe On The Internet

Hampton Primary School tarafından

YOUTUBE

M.JOSE GARCIA GARCIA-SAAVEDRA 2 NIS 2020, 22:24



Online safety: Staying safe online [FREE RESOURCE]

Discovery Education UK tarafından

YOUTUBE

AYLA DUMAN 3 HAZ 2020, 21:16

Safer technology

"Together for a better internet"



M.JOSE GARCIA GARCIA-SAAVEDRA 2 NIS 2020, 22:27

Safe Web Surfing: Top Tips for Kids and Teens Online

Teachers in that team

María José



Mónica



Team peer

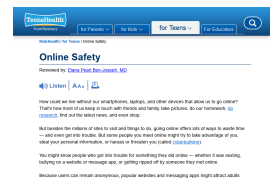


Private information that you should never allow the public to see includes:

- your full name
- any type of photograph (even of your pet!)
- your current location (some phones have automatic GPS apps built in that may need to be turned off)
- home or school address or the address of any of your family or friends
- phone numbers
- Social Security number
- passwords
- names of family members
- credit card numbers

Online Safety

How could we live without our smartphones, laptops, and other devices that allow us to go online? That's how most of us keep in touch with friends and family, take pictures, do our homework, do research, find out the latest news, and even shop.



KIDShealth


Never!!

Questions

MELİHA USTUNDAG 25 MAY 2020, 18:00

Our interviews

Emel Mustafa Uşaklı Anatolian High School and Kuşadası
Makbule-Hasan Uçar Anatolian High School and Bilay teacher.



b590b9c64.mp4

0:24 video

PADLET DRIVE

Posters

MELİHA USTUNDAG 21 MAY 2020, 08:35

